

MADERA COUNTY SUPERIOR COURT STATE OF CALIFORNIA

REQUEST FOR ORDER PACKET

The purpose of this packet is to ask the Court for a hearing date to make or change orders about child custody, visitation, child support, spousal support or other issues requiring a court date. Please note you **MUST** already have an open family law case to file this request.

Inside this packet you will find the following forms: [FL-300-INFO](#) *Information Sheet for Request for Order* that will teach you how to fill out the actual forms and [FL-314-INFO](#) *Child Custody Information Sheet*. Once you have read the information sheets, carefully begin to fill out the actual forms to the best of your ability. Make sure you answer every question that applies to your case (situation) only. If you have an existing case, locate your old documents for your case and follow the information as to who is listed on those forms ex: if you are listed as the Respondent then you will remain as the Respondent. The Petitioner and Respondent never change; the Petitioner is the person who started the case in the beginning and will remain as the petitioner.

1. Fill out your forms

Fill out the [FL-300](#) *Request for Order* and if applicable [FL-311](#) *Child Custody and Visitation Application Attachment*. If you need additional applicable attachment forms you can go to courts.ca.gov/forms or visit the [family law facilitator/self-help center](#) (located on the 1st Floor).

2. File your forms with the court clerk

We are pleased to offer eFiling, a way to electronically file your court documents! You can eFile documents 24 hours a day, 7 days a week through an approved Electronic Filing Service Provider (EFSP). A list of approved EFSPs can be found on the court's website. The link is:

https://www.madera.courts.ca.gov/system/files/general/list-approved-efsps-alpha-final_0.pdf

Or you can take your completed documents to the Civil Division (located on the 4th Floor).

The clerk will keep the original and give you two file stamped copies of the papers. You may have to meet with the mediator before your court date, so check your paperwork. You will have to pay a filing fee. If you cannot afford the fee, you can ask for a [fee waiver](#).

3. Serve your papers on the other parent

Have someone (NOT you), at least 18 years old, serve/give the other parent a copy of your papers and a blank *Responsive Declaration to Request for Order* form [FL-320](#) before your court date. Look at the front of form FL-300 to see if the court ordered you to serve any other documents.

If Item 7 in the section called "Court Order" on your *Request for Order* ([Form FL-300](#)) is checked, your papers **MUST** be served **in person at least 16 court days before your court date**. If Item 7 is not checked, but other items in the "Court Order" section are checked, you may also need to have the other parent served in person. Ask the [family law facilitator/self-help center](#) to make sure you know if you must have your papers served in person.

If there are NO check marks in the "Court Order" section, you can probably serve the other parent (and the LCSA if involved) by mail. But if you serve by mail, you must do it at least 16 court days before the hearing date **plus 5 calendar days for mailing**. Ask the [family law facilitator/self-help center](#) if you are not sure if you can serve your papers by mail.

4. File your Proof of Service

Have your server fill out a proof of service (you can use *Proof of Personal Service* form [FL-330](#)) and give it to you so you can file it with the court. It is very important that your server fills out the Proof of Service correctly. If possible, have your [family law facilitator/self-help center](#) review it to make sure it was filled out properly. If you were allowed to, and did, serve the papers by mail, have your server fill out the *Proof of Service by Mail* ([Form FL-335](#)). You will need to file the Proof of Service with the clerk prior to your hearing date. The clerk will give you a file stamped copy for your records.

NOTE: You can also begin the process online, from home, or on one of the public computers located in the Self-Help Office on the 1st Floor at <https://www.butte.courts.ca.gov/self-help/online-resources> (see attached flyer)

GET STARTED ON YOUR DOCUMENTS NOW!


You can begin the process from your phone, your computer at home, or one of the computers in the Self Help Center.

This option is available for these case types:

- Divorce
- Request/Response to Domestic Violence Restraining Order
- Guardianship
- Name Change
- Request for Order
- Income & Expense Declaration
- Answer to Child Support
- Parentage Petition and Response
- Request/Response to Civil Harassment Restraining Order
- Request/Response Elder Abuse Restraining Order
- Eviction/Unlawful Detainer-Landlord/Tenant
- Petition for Custody and Support

To get started:

- 1 Go to **www.sharpcourts.org** and click on the “**Online Resources**” tab.



- 2 Select the case type with which you need help.
- 3 We strongly recommend that you create an account so that you do not lose your work. You can note your username and password below. Keep this in a safe place!
Username: _____ **Password:** _____
- 4 Fill out the prompts.
- 5 When finished click "**SAVE**", then have the Self Help Center review your paperwork. Their information is below.

Madera Family Law Facilitator / Self Help Center

200 South “G” Street, Madera, CA 93637

Mon-Fri: 8AM - 3PM

(559) 416-5520

facilitator@madera.courts.ca.gov



1 USE Request for Order (form FL-300):

- To schedule a court hearing and ask the court to make new orders or to change orders in your case.
- When *Restraining Order After Hearing* (form [DV-130](#)) has expired, and you want to change the orders that are still in effect (examples: child custody, visitation (parenting time), child support, and other orders).
- To change or end *Juvenile Restraining Order After Hearing* (form [JV-255](#)) when the case is closed (dismissed) and the order was granted under the Code of Civil Procedure.

2 DO NOT USE Request for Order (form FL-300):

- To ask for a restraining order against your spouse or domestic partner, a former spouse or domestic partner, or someone you have a child with. Read *How to Ask for a Temporary Restraining Order* (form [DV-505-INFO](#)).
- To ask to change or end a *Restraining Order After Hearing* granted under the Domestic Violence Prevention Act, including form DV-130 and form JV-255 in a juvenile case. For more information, read *How Do I Ask to Change or End a Domestic Violence Restraining Order?* (form [DV-300-INFO](#)).
- Before you have filed a Petition to start your family law case (form FL-300 may be filed with the Petition).
- If you and the other party have an agreement. For information about how to write up your agreement, get it approved by the court, and filed in your case, see www.courts.ca.gov/selfhelp-agreeFL, speak with an attorney, or get help at your court's Self-Help Center or Family Law Facilitator's Office.
- When specific Judicial Council forms must be used to ask the court for other orders. For example, to ask:
 - For an order for contempt, use form [FL-410](#).
 - To set aside a child support order, use form [FL-360](#) or form [FL-640](#).
 - To set aside a voluntary declaration of paternity, use form [FL-280](#).

3 Forms checklist

- a. Form [FL-300](#), *Request for Order*, is the basic form you need to file with the court. Depending on your request, you may need these additional forms:
- b. To request child custody or visitation (parenting time) orders, you may need to complete some of these forms:
 - ☐ [FL-105](#), *Declaration Under Uniform Child Custody Jurisdiction and Enforcement Act*
 - ☐ [FL-311](#), *Child Custody and Visitation (Parenting Time) Application Attachment*
 - ☐ [FL-312](#), *Request for Child Abduction Prevention Orders*
 - ☐ [FL-341\(C\)](#), *Children's Holiday Schedule Attachment*
 - ☐ [FL-341\(D\)](#), *Additional Provisions—Physical Custody Attachment*
 - ☐ [FL-341\(E\)](#), *Joint Legal Custody Attachment*
- c. If you want child support, you need this form:
 - ☐ A current [FL-150](#), *Income and Expense Declaration*. You may use form [FL-155](#), *Financial Statement (Simplified)* instead of form FL-150 if you meet the requirements listed on page 2 of form FL-155.
- d. If you want spousal or partner support or orders about your finances, you need these forms:
 - ☐ A current [FL-150](#), *Income and Expense Declaration*
 - ☐ [FL-157](#), *Spousal or Partner Support Declaration Attachment* (if the request is to change a support judgment)
- e. If you want attorney's fees and costs, you need these forms:*
 - ☐ A current [FL-150](#), *Income and Expense Declaration*
 - ☐ [FL-319](#), *Request for Attorney's Fees and Costs Attachment* (or provide the information in a declaration)
 - ☐ [FL-158](#), *Supporting Declaration for Attorney's Fees and Costs* (or provide the information in a declaration)(*The above forms are not required when asking for attorney's fees and costs under the Domestic Violence Prevention Act.)
- f. To request temporary emergency (ex parte) orders, you need these forms:
 - ☐ [FL-305](#), *Temporary Emergency Orders* to serve as the proposed temporary emergency orders.
 - ☐ Your declaration describing how and when you gave notice about the request for temporary emergency orders. You may use form [FL-303](#), *Declaration Regarding Notice and Service of Request for Temporary Emergency (Ex Parte) Orders*.
 - ☐ Other forms required by local courts. See item 9 on page 3 of this form for more information.
- g. If you plan to have witnesses testify at the hearing, you need form:
 - ☐ [FL-321](#), *Witness List*
- h. If you want to request a separate trial (bifurcation) on an issue, you need form:
 - ☐ [FL-315](#), *Request or Response to Request for Separate Trial*



4 Complete form FL-300 (Page 1)

Caption: Complete the top part with your name, address, and telephone number. Below that, fill in the court's address.

Write the name of the Petitioner, Respondent, or Other Parent/Party. (You must use the party names as they appear in the petition.)

In the next section, check “CHANGE” if you want to change an existing order. Check “TEMPORARY EMERGENCY (EX PARTE) ORDER” if you are asking that the court make emergency orders that will be effective until the hearing date.

Then, check the boxes that apply to the orders you are requesting. Finally, in the box on the right, write your case number.

Item 1: List the name(s) of the other person(s) in your case who will receive your request. In some cases, this might include a grandparent who is joined as a party in the case, a local child support agency, or a lawyer who represents a child in the case.

Item 2: Leave this blank. The court clerk will fill in the date, time, and location of the hearing.

Item 3: This is a notice to all other parties.

Items 4–5: Leave these blank. The court will complete them if the orders are granted.

Item 6: In some counties, the court clerk will check item 6 and provide the details for your required child custody mediation or recommending counseling appointment. Other courts require the party or the party's lawyer to make the appointment and then complete item 6 before filing form FL-300.

Ask your court's Family Law Facilitator or Self-Help Center to find out what your court requires.

Items 7–8: Leave these blank. The court will complete them, if needed.

5 Complete form FL-300 (pages 2–4)

6 Complete additional forms and make copies

Complete any additional forms that you need to file with the *Request for Order*. Make at least two copies of your full packet.

Note: You may file one form FL-150 to respond to items 3, 4, and 6.

7 File your documents

Give your paperwork and the copies you made to the court clerk to process. You may take them to the clerk's office in person, mail them, or, in some counties, you can e-file them.

The clerk will keep the original and give you back the copies you made with a court date and time stamped on the first page of the *Request for Order*. The procedure may be different in some courts if you are requesting temporary emergency orders.

8 Pay filing fees

A fee is due at the time of filing.

If you cannot afford to pay the filing fee, and you do not already have a valid fee waiver order in this case, you can ask the court to waive the fee by completing and filing form [FW-001, Request to Waive Court Fees](#) and form [FW-003, Order on Court Fee Waiver](#).

9 Temporary Emergency (Ex Parte) Orders (nondomestic violence restraining orders)

Courts can make temporary orders in your family law case to respond to emergencies that cannot wait to be heard on the court's regular hearing calendar.

The emergency must involve an immediate danger or irreparable harm to a party or children in the case, or an immediate loss or damage to property.

To request these orders:

- Complete form FL-300. Describe the emergency and explain why you need the temporary emergency orders before the hearing.
- Complete form FL-305 to serve as your proposed temporary orders.
- Include a declaration describing how and when you notified the other parties (or why you could not give notice) about your request and the hearing (see form FL-303).
- Complete other forms if required by your local court rules.
- Follow your court's local procedures for reserving the day for the hearing, submitting your paperwork, and paying filing fees.

10 General information about "service"

"Service" is the act of giving your legal papers to all persons named as parties in the case so that they know what orders you are asking for and have information about the hearing.

If the other parties are NOT properly served, the judge cannot make the orders you requested on the date of the hearing.

11 Serve the Request for Order and blank forms

The other party must be "served" with a:

- Copy of the *Request for Order* and all the other forms and attachments filed with the court clerk.
- Copy of any temporary emergency orders granted.
- Blank form [FL-320](#), *Responsive Declaration to Request for Order*.
- Blank form [FL-150](#), *Income and Expense Declaration* (if you served form FL-150 or FL-155).

12 Who can be a "server"

You cannot serve the papers. Have someone else (who is at least 18 years old) do it. The server can be a friend, a relative who is not involved in your case, a sheriff, or a professional process server.

13 "Personal Service"

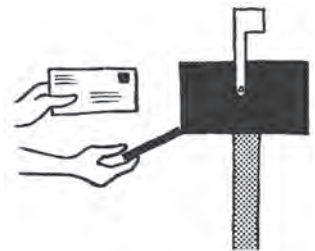
Personal service means that your server walks up to each person to be served, makes sure the right person is served, and then hand-delivers a copy of all the papers (and the blank forms). If the person served does not take the papers, the server may leave the papers near the person.



Note: Sometimes the papers may be personally served on the other party's lawyer (if the other party has one) in the family law case.

14 "Service by mail"

Service by mail means that your server places copies of all the documents (and blank forms) in a sealed envelope and mails them to the address of each party being served (or to the party's lawyer, if the party has one).



The server must be 18 years of age or over and live or work in the county where the mailing took place.

Important! For questions about personal service or service by mail, talk with a lawyer or check with your court's Family Law Facilitator or Self-Help Center at www.courts.ca.gov/1083.htm.

15 When to use personal service or service by mail
Personal Service

Personal service is the best way to make sure the other adults in your case are correctly served. Sometimes you **must** use personal service.

You **must** use personal service when the court:

- ☒ Ordered personal service;
- ☒ Granted temporary emergency orders;
- ☒ Does not yet have the power to make orders that apply to the other party because the person has either NOT previously:

- Been served with a *Summons* and *Petition*;

OR

- Appeared in the case by filing a:
 - a. *Response* to a *Petition*;
 - b. *Appearance*, *Stipulations*, and *Waivers*;
 - c. Written notice of appearance;
 - d. Request to strike all or part of the *Petition*; or
 - e. Request to transfer the case.

*Note: A *Request for Order* may be served at the same time as the family law *Summons* and *Petition*.

1. After serving, the server must fill out a *Proof of Personal Service* (form [FL-330](#)) and give it to you. If the server needs instructions, give them form [FL-330-INFO](#), *Information Sheet for Proof of Personal Service*.
2. Take the completed *Proof of Personal Service* form to the clerk's office (or e-file it, if available in your court) at least 5 court days before your hearing.

Deadline: The deadline for personal service is **16 court days** before the hearing date, unless the court orders a different deadline.

Service by Mail

If you are not required to use personal service, you may use service by mail.

Important! Check with your court's Family Law Facilitator's Office or Self-Help Center, or ask a lawyer to be sure you are allowed to use service by mail in your case.

A *Request for Order* to change a judgment or final order on the issue of child custody, visitation (parenting time), or child support may be served by mail if:

- ☒ The documents do not include temporary emergency orders;
- ☒ The court did not order personal service; and
- ☒ You have verified the other party's current residence or office address. (You may use *Address Verification* (form [FL-334](#)).)

To change a judgment or final order on any other issue, including spousal or domestic partner support, the *Request for Order* may need to be personally served on the other party.

1. After serving, the server must fill out a *Proof of Service by Mail* (form [FL-335](#)) and give it to you. If the server needs instructions, give them *Information Sheet for Proof of Service by Mail* (form [FL-335-INFO](#)).
2. Take the completed *Proof of Personal Service* form to the clerk's office (or e-file it, if available in your court) at least 5 court days before your hearing.

Deadline: Unless the court orders a different time, service by mail must be completed at least **16 court days PLUS 5 calendar days** before the hearing date (if service is in California). Other time lines apply for service outside of California.

16 Get ready for your hearing

- Take at least two copies of your documents and filed forms to the hearing. Include a filed *Proof of Service* form.
- Find more information about preparing for your hearing at www.courts.ca.gov/1094.htm.
- For information about having the other party testify in court, go to www.courts.ca.gov/29283.htm.

17 After the hearing, the order made on form [FL-340](#) *Findings and Order After Hearing*, must be filed and served.

18 Do you have questions or need help?

- Find a lawyer through your local bar association, the State Bar of California at calbar.ca.gov, or the Lawyer Referral Service at 1-866-442-2529.
- For free and low-cost legal help (if you qualify), go to www.lawhelpca.org.
- Contact the Family Law Facilitator or Self-Help Center for information and assistance, and referrals to local legal services providers. Go to www.courts.ca.gov/selfhelp-courtresources.htm.

Parents who come to court about child custody and parenting time (visitation) face decisions about parenting plans for their children. This information sheet provides general information about child custody and parenting time matters, how to get help resolving a custody dispute or making a parenting plan, where to find an attorney, and where to find other resources.

What is a parenting plan?

A parenting plan describes how the parents will divide their responsibilities for taking care of their child.

The plan may include a general or specific schedule of days, times, weekends, holidays, vacations, transportation, pick-up/drop-off, limits on travel, counseling, and treatment services, and other details.

What are legal and physical custody?

A parenting plan usually includes:

- **Legal custody:** how parents make major decisions about the child's health, education, and welfare;
- **Physical custody:** where the child lives; and
- **Parenting time, time-share, or visitation:** when the child spends time with each parent.

Legal custody and *physical custody* may each be specified as *joint* (both parents have certain responsibilities) or *sole* (one parent has the responsibility alone).

Can we make our own parenting plan?

Yes. You have a right to make a parenting plan agreement on your own. This agreement may be called a *stipulation*, *time-share plan*, or *parenting plan*.

If both parents can agree on a parenting plan, the judge will probably approve it. The agreement becomes a court order after it is signed by both parents and the judge, and filed with the court.

What if there is domestic violence or a protective order?

If there is domestic violence or a protective order, talk with an attorney, counselor, or mediator before making a parenting plan.

For domestic violence help, call the National Domestic Violence Hotline at 1-800-799-7233 (TDD:1-800-787-3224) or call 211 if available in your area.

What if we don't have a parenting plan?

If you can't reach an agreement, the court will refer you to mediation with family court services (FCS) to try to work out a parenting plan.

What is mediation with family court services?

Family court services (FCS) provides mediation to help parents resolve disagreements about the care of their child. The mediator will meet with you and the other parent to try to help you both make a parenting plan. An orientation may be provided that offers additional information about the process.

If you are concerned about meeting with the other parent in mediation, or there is a domestic violence issue or a protective order involving the other parent, you may ask to meet alone with the mediator without the other parent. You may also request to have a support person with you at mediation. The support person may not speak for you.

Do we have to agree to a parenting plan in mediation?

No. You do not have to come to an agreement in mediation. When the parents can't agree, the judge will decide. For legal advice, contact an attorney. For other information, ask the self-help center or family court services about how the process works in your court.

Are there other ways to resolve our dispute?

Yes. You may try other alternative dispute resolution (ADR) options, including:

1. Meet and Confer: Parents and their attorneys (if any) may meet at any time and as often as necessary to work out a parenting plan without a court hearing. If there is a protective order limiting the contact between the parents, then the “meet and confer” can be through attorneys or a mediator in separate sessions.

2. Settlement Conference: In some courts, parents may meet with a judge, neutral evaluators, or family law attorneys not involved in the case to discuss settlement. Check with the local court to find out if this is an option. If there is a protective order, the settlement discussion can be through attorneys or a mediator in separate sessions.

3. Private Mediation: Parents may hire a private mediator to help them resolve their dispute.

4. Collaborative Law Process: Each parent hires a lawyer and agrees to resolve the dispute without going to court. The parents may also hire other experts.

Court Hearing

When the parents cannot agree to a parenting plan on their own, in mediation, or in any other ADR process, the judge will decide.

If there is domestic violence or a protective order, a parent may be able to bring a support person with him or her to the court hearing, but the support person may not speak for that person.

Where can I get help?

This information sheet gives only basic information on the child custody process and is not legal advice. If you want legal advice, ask an attorney for assistance. For other information, you may want to:

1. Contact family court services.
2. Contact the family law facilitator or self-help center for information, local rules and court forms, and referrals to local legal services providers.
3. Find an attorney through your local bar association, the State Bar of California at www.calbar.ca.gov, or the Lawyer Referral Service at 1-866-442-2529.
4. Hire a private mediator for help with your parenting agreement. A mediator may be an attorney or counselor. Contact your local bar association, court ADR program, or family court services for a referral to local resources.
5. Find information on the Online Self-Help Center website at courts.ca.gov/selfhelp.
6. For free and low-cost legal help (if you qualify), go to www.lawhelpcalifornia.org.
7. Find information at your local law library or ask at your public library.
8. Ask for a court hearing and let the judge decide what is best for your child.

**Requests for Accommodations**

Assistive listening systems, computer-assisted real-time captioning, or sign language interpreter services are available if you ask at least five days before the proceeding. Contact the clerk's office or go to courts.ca.gov/forms for *Disability Accommodation Request* (form MC-410). (Civil Code, § 54.8.)

PARTY WITHOUT ATTORNEY OR ATTORNEY NAME: FIRM NAME: STREET ADDRESS: CITY: STATE: ZIP CODE: TELEPHONE NO.: FAX NO.: EMAIL ADDRESS: ATTORNEY FOR (name):	FOR COURT USE ONLY
SUPERIOR COURT OF CALIFORNIA, COUNTY OF MADERA STREET ADDRESS: 200 SOUTH G STREET MAILING ADDRESS: 200 SOUTH G STREET CITY AND ZIP CODE: MADERA, CALIFORNIA 93637 BRANCH NAME: CIVIL DIVISION	
PETITIONER: RESPONDENT: OTHER PARENT/PARTY:	
REQUEST FOR ORDER <input type="checkbox"/> CHANGE <input type="checkbox"/> TEMPORARY EMERGENCY ORDERS <input type="checkbox"/> Child Custody <input type="checkbox"/> Visitation (Parenting Time) <input type="checkbox"/> Spousal or Partner Support <input type="checkbox"/> Child Support <input type="checkbox"/> Property Control <input type="checkbox"/> Attorney's Fees and Costs <input type="checkbox"/> Other (specify):	CASE NUMBER:

Note: Read form [FL-300-INFO](#) for information about how to complete this form. To ask to change or end an order that was granted in a Restraining Order After Hearing (form DV-130 or JV-255), read form [FL-300-INFO](#) and form [DV-300-INFO](#).

NOTICE OF HEARING

1. TO (name): _____
☐ Petitioner ☐ Respondent ☐ Other Parent/Party ☐ Other (specify):

2. **A COURT HEARING WILL BE HELD AS FOLLOWS:**

a. Date:	Time:	<input type="checkbox"/> Dept.:	<input type="checkbox"/> Room.:
b. Address of court <input type="checkbox"/> same as noted above <input type="checkbox"/> other (specify):			

3. **WARNING to the person served with the Request for Order:** The court may make the requested orders without you if you do not file a *Responsive Declaration to Request for Order* (form FL-320), serve a copy on the other parties at least nine court days before the hearing (unless the court has ordered a shorter period of time), and appear at the hearing. (See form *FL-320-INFO* for more information.)

COURT ORDER

(FOR COURT USE ONLY)

It is ordered that:

4. ☐ Time ☐ for service ☐ until the hearing is shortened. Service must be on or before (date):
5. ☐ A *Responsive Declaration to Request for Order* (form FL-320) must be served on or before (date):
6. ☐ The parties must attend an appointment for child custody mediation or child custody recommending counseling as follows (specify date, time, and location):
7. ☐ The orders in *Temporary Emergency (Ex Parte) Orders* (form FL-305) apply to this proceeding and must be personally served with all documents filed with this *Request for Order*.
8. ☐ Other (specify):

Date: _____

JUDICIAL OFFICER

PETITIONER: RESPONDENT: OTHER PARENT/PARTY:	CASE NUMBER:
---	--------------

REQUEST FOR ORDER

Note: Place a mark **X** in front of the box that applies to your case or to your request. If you need more space, mark the box for "Attachment." For example, mark "Attachment 2a" to indicate that the list of children's names and birth dates continues on a paper attached to this form. Then, on a sheet of paper, list each attachment number followed by your request. At the top of the paper, write your name, case number, and "FL-300" as a title. (You may use *Attached Declaration* ([form MC-031](#)) for this purpose.)

1. ☐ RESTRAINING ORDER INFORMATION

One or more domestic violence restraining/protective orders are now in effect between *(specify)*:

☐ Petitioner ☐ Respondent ☐ Other Parent/Party *(Attach a copy of the orders if you have one.)*

The orders are from the following court or courts *(specify county and state)*:

- | | |
|---|------------------------------|
| a. <input type="checkbox"/> Criminal: County/state <i>(specify)</i> : | Case No. <i>(if known)</i> : |
| b. <input type="checkbox"/> Family: County/state <i>(specify)</i> : | Case No. <i>(if known)</i> : |
| c. <input type="checkbox"/> Juvenile: County/state <i>(specify)</i> : | Case No. <i>(if known)</i> : |
| d. <input type="checkbox"/> Other: County/state <i>(specify)</i> : | Case No. <i>(if known)</i> : |

2. ☐ CHILD CUSTODY

☐ I request temporary emergency orders

☐ VISITATION (PARENTING TIME)

a. I request that the court make orders about the following children *(specify)*:

<u>Child's Name</u>	<u>Date of Birth</u>	<input type="checkbox"/> Legal Custody to <i>(person who decides: health, education, etc):</i>	<input type="checkbox"/> Physical Custody to <i>(person with whom child lives):</i>
---------------------	----------------------	--	---

b. ☐ The orders I request for ☐ child custody ☐ visitation (parenting time) are:

☐ [Attachment 2a.](#)

(1) ☐ Specified in the attached forms:

<input type="checkbox"/> Form FL-305	<input type="checkbox"/> Form FL-311	<input type="checkbox"/> Form FL-312	<input type="checkbox"/> Form FL-341(C)
<input type="checkbox"/> Form FL-341(D)	<input type="checkbox"/> Form FL-341(E)	<input type="checkbox"/> Other <i>(specify)</i> :	

(2) ☐ As follows *(specify)*:

☐ [Attachment 2b.](#)

c. The orders that I request are in the best interest of the children because *(specify)*:

☐ [Attachment 2c.](#)

PETITIONER: RESPONDENT: OTHER PARENT/PARTY:	CASE NUMBER:
---	--------------

2. d. ☐ This is a change from the current order for ☐ child custody ☐ visitation (parenting time).
- (1) ☐ The order for legal or physical custody was filed on (date): . The court ordered (specify):
- (2) ☐ The visitation (parenting time) order was filed on (date): . The court ordered (specify):

☐ [Attachment 2d.](#)

3. ☐ CHILD SUPPORT

(Note: An earnings assignment may be issued. See *Income Withholding for Support* (form [FL-195](#))

- a. I request that the court order child support as follows:

Child's name and age

☐ I request support for each child Monthly amount (\$) requested
based on the child support guideline. (if not by guideline)

☐ [Attachment 3a.](#)

- b. ☐ I want to change a current court order for child support filed on (date):
The court ordered child support as follows (specify):

- c. I have completed and filed with this *Request for Order* a current *Income and Expense Declaration* (form [FL-150](#)) or I filed a current *Financial Statement (Simplified)* (form [FL-155](#)) because I meet the requirements to file form FL-155.

- d. The court should make or change the support orders because (specify): ☐ [Attachment 3d.](#)

4. ☐ SPOUSAL OR DOMESTIC PARTNER SUPPORT

(Note: An *Earnings Assignment Order for Spousal or Partner Support* (form [FL-435](#)) may be issued.)

- a. ☐ Amount requested (monthly): \$

- b. ☐ I want the court to ☐ change ☐ end the current support order filed on (date):
The court ordered \$ per month for support.

- c. ☐ This request is to modify (change) spousal or partner support after entry of a judgment.
I have completed and attached *Spousal or Partner Support Declaration Attachment* (form [FL-157](#)) or a declaration that addresses the same factors covered in form FL-157.

- d. I have completed and filed a current *Income and Expense Declaration* (form [FL-150](#)) in support of my request.

- e. The court should make, change, or end the support orders because (specify): ☐ [Attachment 4e.](#)

PETITIONER: RESPONDENT: OTHER PARENT/PARTY:	CASE NUMBER:
---	--------------

5. ☐ **PROPERTY CONTROL** ☐ I request temporary emergency orders
- a. The ☐ petitioner ☐ respondent ☐ other parent/party be given exclusive temporary use, possession, and control of the following property that we ☐ own or are buying ☐ lease or rent (*specify*):
- b. The ☐ petitioner ☐ respondent ☐ other parent/party be ordered to make the following payments on debts and liens coming due while the order is in effect:
- | | | | |
|---------------|------------|------------------|-----------------|
| Pay to: _____ | For: _____ | Amount: \$ _____ | Due date: _____ |
| Pay to: _____ | For: _____ | Amount: \$ _____ | Due date: _____ |
| Pay to: _____ | For: _____ | Amount: \$ _____ | Due date: _____ |
| Pay to: _____ | For: _____ | Amount: \$ _____ | Due date: _____ |
- c. ☐ This is a change from the current order for property control filed on (*date*):
- d. Specify in [Attachment 5d](#) the reasons why the court should make or change the property control orders.
6. ☐ **ATTORNEY'S FEES AND COSTS**
- I request attorney's fees and costs, which total (*specify amount*): \$ _____ . I filed the following to support my request:
- a. A current *Income and Expense Declaration* (form [FL-150](#)).
- b. A *Request for Attorney's Fees and Costs Attachment* (form [FL-319](#)) or a declaration that addresses the factors covered in that form.
- c. A *Supporting Declaration for Attorney's Fees and Costs Attachment* (form [FL-158](#)) or a declaration that addresses the factors covered in that form.
7. ☐ **OTHER ORDERS REQUESTED** (*specify*): ☐ [Attachment 7.](#)
8. ☐ **TIME FOR SERVICE / TIME UNTIL HEARING** I urgently need:
- a. ☐ To serve the *Request for Order* no less than (*number*): _____ court days before the hearing.
- b. ☐ The hearing date and service of the *Request for Order* to be sooner.
- c. I need the order because (*specify*): ☐ [Attachment 8.](#)
9. ☐ **FACTS TO SUPPORT** the orders I request are listed below. The facts that I write in support and attach to this request cannot be longer than 10 pages, unless the court gives me permission. ☐ [Attachment 9.](#)

I declare under penalty of perjury under the laws of the State of California that the information provided in this form and all attachments is true and correct.

Date: _____

(TYPE OR PRINT NAME)

(SIGNATURE OF APPLICANT)



Requests for Accommodations

Assistive listening systems, computer-assisted real-time captioning, or sign language interpreter services are available if you ask at least five days before the proceeding. Contact the clerk's office or go to courts.ca.gov/forms for *Disability Accommodations Request* (form [MC-410](#)). (Civ. Code, § 54.8.)

PETITIONER: RESPONDENT: OTHER PARENT/PARTY:	CASE NUMBER:
---	--------------

CHILD CUSTODY AND VISITATION (PARENTING TIME) APPLICATION ATTACHMENT

—This is not a court order—

TO ☐ Petition ☐ Response ☐ Request for Order ☐ Responsive Declaration to Request for Order
☐ Other (specify):

1. a. ☐ **Custody.** Custody of the minor children of the parties is requested as follows:

☐ Attachment 1a.

<u>Child's Name</u>	<u>Date of Birth</u>	<u>Legal Custody to</u> (person who decides about the child's health, education, and welfare)	<u>Physical Custody to</u> (person the child regularly lives with)
---------------------	----------------------	---	--

b. ☐ **Custody with allegations of a history of abuse or substance abuse**

- (1) ☐ Petitioner ☐ Respondent ☐ Other parent/party is (or are) alleged to have a history of abuse against any of the following persons: a child, the other parent, their current spouse, or the person they live with or are dating or engaged to.
- (2) ☐ Petitioner ☐ Respondent ☐ Other parent/party is (or are) alleged to have the habitual or continual illegal use of controlled substances, or the habitual or continual abuse of alcohol, or the habitual or continual abuse of prescribed controlled substances.
- (3) ☐ I ask that the court NOT order sole or joint custody of the minor child to the person(s) alleged to have a history of abuse or substance abuse.
- (4) ☐ Even though there are allegations, I ask that the court make the child custody orders in item 1a.
 (Write the reasons why you think it would be good for the children that the person(s) be granted custody, even though there are allegations against them of a history of abuse or substance abuse.)
☐ Below: ☐ Attachment 1b. ☐ Other (specify):

2. ☐ **Visitation (Parenting Time).**

Note: Unless specifically ordered, a child's holiday schedule order has priority over the regular parenting time.

- a. ☐ Reasonable right of parenting time (visitation) to the party without physical custody (**not appropriate in cases involving domestic violence**).
- b. ☐ See the attached _____ -page document dated (specify date):
- c. ☐ The parties will go to child custody mediation or child custody recommending counseling at (specify date, time, and location):
- d. ☐ No visitation (parenting time).

- 
- CEB®**
-
- ceb.com |
- 
- Essential Forms®**

PETITIONER: RESPONDENT: OTHER PARENT/PARTY:	CASE NUMBER:
---	--------------

(3) I ask for the following orders about the supervised visitation provider:

(a) Visitation (parenting time) be monitored by *(name, if known)*:

- (i) ☐ The person or agency is a professional provider. A professional provider must meet the requirements listed in *Declaration of Supervised Visitation Provider (Professional)* (form FL-324(P)) and sign the declaration.
- (ii) ☐ The person is a nonprofessional provider. That person must meet the requirements listed in *Declaration of Supervised Visitation Provider (Nonprofessional)* (form FL-324(NP)) and sign a declaration.

(iii) The provider's phone number is *(specify)*:

(b) Any costs of supervision be paid as follows: petitioner: _____ percent; respondent: _____ percent.
 other parent/party: _____ percent.

b. ☐ **Unsupervised visitation (parenting time)**

(Complete 3b only if you want the court to order unsupervised visitation to a person alleged to have a history of abuse or substance abuse.)

(1) ☐ Petitioner ☐ Respondent ☐ Other parent/party is (or are) alleged to have

a history of abuse against any of the following persons: a child, the other parent, their current spouse, or the person they live with or are dating or engaged to.

(2) ☐ Petitioner ☐ Respondent ☐ Other parent/party is (or are) alleged to have the

habitual or continual illegal use of controlled substances, or the habitual or continual abuse of alcohol, or the habitual or continual abuse of prescribed controlled substances.

(3) Even though there are allegations of a history of abuse or substance abuse, I request that the court order unsupervised visitation to *(specify)*: ☐ Petitioner ☐ Respondent ☐ Other parent/party

(4) The reasons why the court should make the orders are *(specify)*:

(Write the reasons why you think it would be good for the children that the person(s) be granted unsupervised visitation (parenting time) even though there are allegations against them of a history of abuse or substance abuse.)

☐ Below: ☐ in Attachment 3b. ☐ Other *(specify)*:

(5) *The orders for visitation (parenting time) that you request must be specific as to time, day, place, and manner of transfer of the child, as Family Code section 6323(c) requires.*

4. ☐ **Transportation for visitation (parenting time) and place of exchange.**

Note: In cases of domestic violence, the court must have enough information to make orders that are specific as to the time, place, and manner of transfer (exchange) of the child for custody and visitation under Family Code section 6323(c).

- a. The children must be driven only by a licensed and insured driver. The vehicle must be legally registered with the Department of Motor Vehicles and must have child restraint devices properly installed, as required by law.
- b. ☐ Transportation **to** begin the visits will be provided by *(name)*:
- c. ☐ Transportation **from** the visits will be provided by *(name)*:
- d. ☐ The exchange point at the beginning of the visit will be *(address)*:
- e. ☐ The exchange point at the end of the visit will be *(address)*:
- f. ☐ During the exchanges, the party driving the children will wait in the car and the other party will wait in the home (or exchange location) while the children go between the car and the home (or exchange location).
- g. ☐ Other *(specify)*:

PETITIONER: RESPONDENT: OTHER PARENT/PARTY:	CASE NUMBER:
---	--------------

5. ☐ **Travel with children.** The ☐ Petitioner ☐ Respondent ☐ Other parent/party **must** have written permission from the other parent or party, or a court order, to take the children out of the following places:
- ☐ the state of California.
 - ☐ the following counties (*specify*):
 - ☐ other places (*specify*):
6. ☐ **Child abduction prevention.** There is a risk that one of the parties will take the children out of California without the other party's permission. I request the orders set out on attached **form FL-312**.
7. ☐ **Children's holiday schedule.** I request the holiday and vacation schedule set out ☐ below ☐ on form FL-341(C)
8. ☐ **Additional custody provisions.** I request the additional orders for custody set out ☐ below ☐ on form FL-341(D)
9. ☐ **Joint legal custody provisions.** I request joint legal custody and want the additional orders set out ☐ below ☐ on form FL-341(E)
10. ☐ **Other.** I request the following additional orders (*specify*):

INFORMATION SHEET FOR PROOF OF PERSONAL SERVICE

Use these instructions to complete the *Proof of Personal Service* (form FL-330).

A person at least 18 years of age or older must serve the documents. There are two ways to serve documents: (1) personal delivery and (2) by mail. See the *Proof of Service by Mail* (form FL-335) if the documents are being served by mail. The person who serves the documents must complete a proof of service form for the documents being served. **You cannot serve documents if you are a party to the action.**

INSTRUCTIONS FOR THE PERSON WHO SERVES THE DOCUMENTS (TYPE OR PRINT IN BLACK INK)

You must complete a proof of service for each package of documents you serve. For example, if you serve the respondent and the other parent, you must complete two proofs of service; one for the respondent and one for the other parent.

Complete the top section of the proof of service forms as follows:

First box, left side: In this box print the name, address, and phone number of the person for whom you are serving the documents.

Second box, left side: Print the name of the county in which the legal action is filed and the court's address in this box. Use the same address for the court that is on the documents you are serving.

Third box, left side: Print the names of the petitioner/plaintiff, respondent/defendant, and other parent in this box. Use the same names listed on the documents you are serving.

First box, top of form, right side: Leave this box blank for the court's use.

Second box, right side: Print the case number in this box. This number is also stated on the documents you are serving.

Third box, right side: Print the hearing date, time, and department. Use the same information that is on the documents you are serving.

1. You are stating that you are over the age of 18 and that you are neither a party of this action nor a protected person listed in any of the orders.
2. Print the name of the party to whom you handed the documents.
3. List the name of each document that you delivered to the party.
4.
 - a. Write in the date that you delivered the documents to the party.
 - b. Write in the time of day that you delivered the documents to the party.
 - c. Print the address where you delivered the documents.
5. Check the box that applies to you. If you are a private person serving the documents for a party, check box "a."
6. Print your name, address, and telephone number. If applicable, include the county in which you are registered as a process server and your registration number.
7. You must check this box if you are not a California sheriff or marshal. You are stating under penalty of perjury that the information you have provided is true and correct.
8. Do not check this box unless you are a California sheriff or marshal.

Print your name, fill in the date, and sign the form.

If you need additional assistance with this form, contact the family law facilitator in your county.

ATTORNEY OR PARTY WITHOUT ATTORNEY OR GOVERNMENTAL AGENCY (under Family Code, §§ 17400, 17406) <i>(Name, State Bar number, and address).</i> TELEPHONE NO.: _____ FAX NO.: _____ ATTORNEY FOR (Name): In Pro Per	FOR COURT USE ONLY
SUPERIOR COURT OF CALIFORNIA, COUNTY OF MADERA STREET ADDRESS: 200 South G Street MAILING ADDRESS: same CITY AND ZIP CODE: Madera, CA 93637 BRANCH NAME: Civil Division	
PETITIONER/PLAINTIFF: RESPONDENT/DEFENDANT: OTHER PARENT/PARTY:	CASE NUMBER: (If applicable, provide): HEARING DATE: HEARING TIME: DEPT.:
PROOF OF PERSONAL SERVICE	

1. I am at least 18 years old, not a party to this action, and not a protected person listed in any of the orders.
2. Person served (name):
3. I served copies of the following documents (specify):

4. By personally delivering copies to the person served, as follows:
 - a. Date: _____ b. Time: _____
 - c. Address: _____

5. I am
 - a. ☐ not a registered California process server.
 - b. ☐ a registered California process server.
 - c. ☐ an employee or independent contractor of a registered California process server.
 - d. ☐ exempt from registration under Business & Profession Code section 22350(b).
 - e. ☐ a California sheriff or marshal.

6. My name, address, and telephone number, and, if applicable, county of registration and number (specify):

7. ☐ I declare under penalty of perjury under the laws of the State of California that the foregoing is true and correct.
8. ☐ I am a California sheriff or marshal and I certify that the foregoing is true and correct.

Date:

(TYPE OR PRINT NAME OF PERSON WHO SERVED THE PAPERS)

(SIGNATURE OF PERSON WHO SERVED THE PAPERS)

INFORMATION SHEET FOR PROOF OF SERVICE BY MAIL

Use these instructions to complete the *Proof of Service by Mail* (form FL-335).

A person at least 18 years of age or older must serve the documents. There are two ways to serve documents: (1) personal delivery and (2) by mail. See the *Proof of Personal Service* (form FL-330) if the documents are being personally served. The person who serves the documents must complete a proof of service form for the documents being served. **You cannot serve documents if you are a party to the action.**

INSTRUCTIONS FOR THE PERSON WHO SERVES THE DOCUMENTS (TYPE OR PRINT IN BLACK INK)

You must complete a proof of service for each package of documents you serve. For example, if you serve the respondent and the other parent, you must complete two proofs of service; one for the respondent and one for the other parent.

Complete the top section of the proof of service forms as follows:

First box, left side: In this box print the name, address, and phone number of the person for whom you are serving the documents.

Second box, left side: Print the name of the county in which the legal action is filed and the court's address in this box. Use the same address for the court that is on the documents you are serving.

Third box, left side: Print the names of the petitioner/plaintiff, respondent/defendant, and other parent in this box. Use the same names listed on the documents you are serving.

First box, top of form, right side: Leave this box blank for the court's use.

Second box, right side: Print the case number in this box. This number is also stated on the documents you are serving.

Third box, right side: Print the hearing date, time, and department. Use the same information that is on the documents you are serving.

You cannot serve a temporary restraining order by mail. You must serve those documents by personal service.

1. You are stating that you are at least 18 years old and that you are not a party to this action. You are also stating that you either live in or are employed in the county where the mailing took place.
2. Print your home or business address.
3. List the name of each document that you mailed (the exact names are listed on the bottoms of the forms).
 - a. Check this box if you put the documents in the regular U.S. mail.
 - b. Check this box if you put the documents in the mail at your place of employment.
4.
 - a. Print the name you put on the envelope containing the documents.
 - b. Print the address you put on the envelope containing the documents.
 - c. Print the date that you put the envelope containing the documents in the mail.
 - d. Print the city and state you were in when you mailed the envelope containing the documents.
5. Check this box if you are serving an address verification form (required for service by mail of a postjudgment request to change a child custody, visitation, or child support order).
6. You are stating under penalty of perjury that the information you have provided is true and correct.

Print your name, fill in the date, and sign the form.

If you need additional assistance with this form, contact the family law facilitator in your county.

ATTORNEY OR PARTY WITHOUT ATTORNEY (Name, State Bar number, and address): TELEPHONE NO.: _____ FAX NO. (Optional): _____ E-MAIL ADDRESS (Optional): _____ ATTORNEY FOR (Name): _____	FOR COURT USE ONLY
SUPERIOR COURT OF CALIFORNIA, COUNTY OF MADERA STREET ADDRESS: 200 S G Street MAILING ADDRESS: same CITY AND ZIP CODE: Madera, CA 93637 BRANCH NAME: Civil Division	
PETITIONER/PLAINTIFF: RESPONDENT/DEFENDANT: OTHER PARENT/PARTY:	CASE NUMBER: (If applicable, provide):
PROOF OF SERVICE BY MAIL	HEARING DATE: HEARING TIME: DEPT.:

NOTICE: To serve temporary restraining orders you must use personal service (see form FL-330).

- I am at least 18 years of age, not a party to this action, and I am a resident of or employed in the county where the mailing took place.
- My residence or business address is:
- I served a copy of the following documents (*specify*):

by enclosing them in an envelope AND

- ☐ **depositing** the sealed envelope with the United States Postal Service with the postage fully prepaid.
 - ☐ **placing** the envelope for collection and mailing on the date and at the place shown in item 4 following our ordinary business practices. I am readily familiar with this business's practice for collecting and processing correspondence for mailing. On the same day that correspondence is placed for collection and mailing, it is deposited in the ordinary course of business with the United States Postal Service in a sealed envelope with postage fully prepaid.
- The envelope was addressed and mailed as follows:
 - Name of person served:
 - Address:
 - Date mailed:
 - Place of mailing (*city and state*):
 - ☐ I served a request to modify a child custody, visitation, or child support judgment or permanent order which included an address verification declaration. (*Declaration Regarding Address Verification—Postjudgment Request to Modify a Child Custody, Visitation, or Child Support Order* (form FL-334) may be used for this purpose.)
 - I declare under penalty of perjury under the laws of the State of California that the foregoing is true and correct.

Date:

(TYPE OR PRINT NAME)

(SIGNATURE OF PERSON COMPLETING THIS FORM)

Page 1 of 1

SUPERIOR COURT OF CALIFORNIA, COUNTY OF MADERA
200 South G Street
Madera, Ca 93637

(For Court Use Only)

Need an interpreter? | ¿Necesita un intérprete?

REQUEST FOR INTERPRETER SERVICES | solicitud para servicios de un intérprete

Fill out this form if you or your witness in your case needs an interpreter when you are in court. | Si usted o un testigo en su caso necesita un intérprete cuando esté en la corte, llene este formulario.

Case Number(s) | numero(s) del caso: _____

Case Name | nombre del caso: _____

Hearing Date | fecha de audiencia: _____

Time | hora: _____

Dept | sala: _____

INTERPRETER NEEDED IN THE FOLLOWING LANGUAGE | necesito un intérprete para el siguiente idioma:

- | | | | |
|--|---------------------------------------|--|--|
| <input type="checkbox"/> Spanish/español | <input type="checkbox"/> Chatino* | <input type="checkbox"/> Cambodian | <input type="checkbox"/> Arabic |
| <input type="checkbox"/> Amuzgo* | <input type="checkbox"/> Triqui Alto* | <input type="checkbox"/> Cantonese | <input type="checkbox"/> Russian |
| <input type="checkbox"/> Mixteco Alto* | <input type="checkbox"/> Triqui Bajo* | <input type="checkbox"/> Mandarin | <input type="checkbox"/> Hmong |
| <input type="checkbox"/> Mixteco Bajo* | <input type="checkbox"/> Punjabi | <input type="checkbox"/> Farsi/Persian | <input type="checkbox"/> Lao |
| <input type="checkbox"/> Zapoteco* | <input type="checkbox"/> ASL | <input type="checkbox"/> Vietnamese | <input type="checkbox"/> Other/Otro: _____ |

***For indigenous languages, include state and town of origin** | para los idiomas indígenas, incluya el estado y pueblo de origen ó region: _____

INTERPRETER NEEDED FOR |
se necesita intérprete para:

☐ **Plaintiff/Petitioner**
☐ Demandante/Solicitante

☐ **Defendant/Respondent**
☐ Demandado(a)

☐ _____ **# of Witnesses** | cantidad de testigos

☐ **Estimated duration time of witness** | tiempo
estimado de duración del testimonio: _____

REQUESTING PARTY'S INFORMATION | datos del solicitante:

Name | nombre: _____

Email | correo electrónico: _____

Phone Number | número de teléfono: _____

Please email this request to | favor de enviar esta solicitud por correo electrónico a:

Interpreter.Madera@madera.courts.ca.gov

or file it with the clerk's office | ó entregue este formulario a la oficina del secretario

Please submit this form a minimum of two weeks in advance. | favor de presentar este formulario con un mínimo de dos semanas antes de la fecha de su audiencia



DO NOT

WRITE ON THE FOLLOWING BLANK FORMS!

THESE BLANK FORMS

MUST BE SERVED ON THE

OTHER PARTY,

SO THAT THE OTHER PARTY MAY
RESPOND TO THIS ACTION.

ALONG WITH THE BLANK FORMS YOU MUST
ALSO INCLUDE A COPY OF THE FORMS
THAT YOU PREPARED AND FILED

ES NECESARIO

DEJAR LOS SIGUIENTES DOCUMENTOS

EN BLANCO.

ESTOS DOCUMENTOS TIENEN QUE

SER ENTREGADOS A LA OTRA PERSONA,

PARA QUE PUEDA RESPONDER A ESTA ACCION.

INCLUYA CON ESTOS DOCUMENTOS UNA COPIA DE
LOS DOCUMENTOS QUE USTED LLENO Y ARCHIVO.

1 If you received a *Request for Order* (form FL-300):

- Carefully read the papers you received to make sure you understand what orders are being requested.
- Note the date, time, and location of the court hearing.
- Check to see if the court ordered a specific date for filing and serving your *Responsive Declaration to Request for Order* (form FL-320).
- If you need more time before the hearing to prepare a responsive declaration or talk with a lawyer, you may ask the court to continue the hearing date. For more information, consult with a lawyer or contact the the Family Law Facilitator or Self-Help Center in your court (see item **16**).

2 USE *Responsive Declaration to Request for Order* (form FL-320)

Use form FL-320 to let the court and the other party know that you agree or disagree with each of the requests made in the *Request for Order* (form FL-300).

- If you disagree, use form FL-320 to describe the orders you would like the court to make.
- If you do not file and serve form FL-320, the court can still make orders without your input.

3 DO NOT USE *Responsive Declaration to Request for Order* (form FL-320) to:

- Ask for court orders that were not requested in the *Request for Order* (form FL-300). Instead, file and serve your own *Request for Order* (form [FL-300](#)) to ask for orders about other issues.
- Respond to *Request for Domestic Violence Restraining Order* (form [DV-100](#)). Instead, you must use *Response to Request for Domestic Restraining Order* (form [DV-120](#)).
- Respond to *Request to Change or End Restraining Order* (form [DV-300](#) or form [JV-255](#) when the juvenile case is closed and the order was granted under the Domestic Violence Prevention Act). Instead, you must use *Response to Request to End or Change Restraining Order* (form [DV-320](#)).

4 Forms checklist

- a. Form [FL-320](#), *Responsive Declaration to Request for Order*, is the basic form you need. Depending on the requests made in the *Request for Order* (form FL-300), you may need other forms.
- b. For child custody or visitation (parenting time) orders, you may need to complete some of these forms:
 - ☐ [FL-105](#), *Declaration Under Uniform Child Custody Jurisdiction and Enforcement Act*
 - ☐ [FL-311](#), *Child Custody and Visitation (Parenting Time) Application Attachment*
 - ☐ [FL-312](#), *Request for Child Abduction Prevention Orders*
 - ☐ [FL-341\(C\)](#), *Children's Holiday Schedule Attachment*
 - ☐ [FL-341\(D\)](#), *Additional Provisions—Physical Custody Attachment*
 - ☐ [FL-341\(E\)](#), *Joint Legal Custody Attachment*
- c. For child support, you need:
 - ☐ A current form [FL-150](#), *Income and Expense Declaration*. You may use form [FL-155](#), *Financial Statement (Simplified)*, instead of form FL-150 if you meet the requirements listed on page 2 of form FL-155.

Notice:

 - The court will order child support based on the income of the parents.
 - Child support normally continues until the child is 18 years and has graduated from high school.
 - You must give the court information about your finances. If you do not, the child support order will be based on information about your income that the court receives from other sources.
- d. For spousal or domestic partner support or orders about your finances, you need these forms:
 - ☐ [FL-150](#), *Income and Expense Declaration*
 - ☐ [FL-157](#), *Spousal or Partner Support Declaration Attachment* (if the request is to change a support judgment)
- e. For attorney's fees and costs, you need these forms (except in Domestic Violence Prevention Act cases):
 - ☐ [FL-150](#), *Income and Expense Declaration*
 - ☐ [FL-158](#), *Supporting Declaration for Attorney's Fees and Costs* (or provide the information in a declaration)
 - ☐ [FL-319](#), *Request for Attorney's Fees and Costs Attachment* (or provide the information in a declaration)
- f. If you plan on having witnesses testify at the hearing, you need this form:
 - ☐ [FL-321](#), *Witness List*



To respond to a *Request for Order*, you must:
5 Complete the top part (caption) of the form

Complete the top portion including your name, address, and telephone number, the court address, the names of all the parties in the case, and the case number. Also, print or type the same hearing date, time, and department that appears on the *Request for Order* (form FL-300).

6 Specify a response to orders requested

Items 1–8: Each item on the form matches the item numbers on the *Request for Order* (form FL-300). Complete item 1. Next, mark the same box that is marked on form FL-300. Then, specify if you consent (agree) or do not consent to (disagree with) the orders requested. If you disagree, describe the order you would like the court to make. *Note: You may file one form FL-150 to respond to items 3, 4, and 6.*

Item 9: Use the space to explain your responses to items 1–8. Include the reasons why you do not agree with the orders requested by the other party and why the court should make the orders you described. If you need more space, write your responses on a separate sheet of paper and attach it to the form (*Attached Declaration* (form MC-031) may be used for this purpose).

Sign and date: Print your name, sign, and write the date you signed form FL-320.

7 Next steps: file or serve your paperwork

You must file your paperwork with the court clerk at least 9 court days before the hearing. If the court orders a shorter time to file your papers, file them by the date specified in the order.

Make 2 copies of your original paperwork. Then, do one of the following before the filing deadline:

- Take your paperwork and copies to the court clerk to process (or e-file them, if available in your county). The clerk will keep the original and give you back copies with a court stamp on them. Have a stamped copy served; or
- Have an unstamped copy of your paperwork served *before* you take (or e-file) the originals and copies to the court clerk to file. Be sure the original documents are not served.

PARTY WITHOUT ATTORNEY OR ATTORNEY		STATE BAR NUMBER:	FOR COURT USE ONLY
NAME:			
STREET ADDRESS:			
CITY:		STATE: ZIP CODE:	
TELEPHONE NO.:		FAX NO.:	
EMAIL ADDRESS:			
ATTORNEY FOR (name):			
SUPERIOR COURT OF CALIFORNIA, COUNTY OF			
STREET ADDRESS:			
MAILING ADDRESS:			
CITY AND ZIP CODE:			
BRANCH NAME:			
PETITIONER:			
RESPONDENT:			
OTHER PARENT/PARTY:			
RESPONSIVE DECLARATION TO REQUEST FOR ORDER			CASE NUMBER:
HEARING DATE: TIME: DEPARTMENT OR ROOM:			

Read Information Sheet: Responsive Declaration to Request for Order (form FL-320-INFO) for more information about this form.

- ☐ **RESTRAINING ORDER INFORMATION**
 - ☐ No domestic violence restraining/protective orders are now in effect between the parties in this case.
 - ☐ I agree that one or more domestic violence restraining/protective orders are now in effect between the parties in this case.
- ☐ **CHILD CUSTODY**
 - ☐ **VISITATION (PARENTING TIME)**
 - ☐ I consent to the order requested for child custody (legal and physical custody).
 - ☐ I consent to the order requested for visitation (parenting time).
 - ☐ I do not consent to the order requested for: ☐ child custody ☐ visitation (parenting time) but I consent to the following order:
- ☐ **CHILD SUPPORT**
 - ☐ I have completed and filed a current *Income and Expense Declaration* (form FL-150) or, if eligible, a current *Financial Statement (Simplified)* (form FL-155) to support my responsive declaration.
 - ☐ I consent to the order requested.
 - ☐ I consent to guideline support.
 - ☐ I do not consent to the order requested ☐ but I consent to the following order:
- ☐ **SPOUSAL OR DOMESTIC PARTNER SUPPORT**
 - ☐ I have completed and filed a current *Income and Expense Declaration* (form FL-150) to support my responsive declaration.
 - ☐ I consent to the order requested.
 - ☐ I do not consent to the order requested ☐ but I consent to the following order:

8 Pay filing fees

Generally, you do not have to pay a fee to file the *Responsive Declaration*. However, if you have never filed any papers in the case, you may have to pay a “first appearance fee,” which, in general, everyone has to pay when filing court papers in a case for the first time.

If you cannot afford to pay the filing fee, you can ask the court to waive the fees. To do so, complete and file form [FW-001](#), *Request to Waive Court Fees*, and form [FW-003](#), *Order on Court Fee Waiver*.

9 Serve your papers on the other party

“Service” is the act of giving your legal papers to all persons named as parties in the case so that they know what orders you want the court to make. *Note:* If a party has a lawyer in the case, the papers should be served on that party’s lawyer.



10 How to “serve”


Server. You cannot serve the papers. Have someone else (who is at least 18 years old) do it. The “server” can be a friend, a relative who is not involved in your case, a county sheriff, or a professional process server.

Personal service.

Your papers may be served by “personal service.” Personal service means that your server walks up to each person to be served, makes sure they are the right person, and then gives a copy of all the papers to each person.


Service by mail.

“Service by mail” means that your server places copies of all the documents in a sealed envelope and mails them to the address of each party being served (or to the party’s lawyer, if applicable.) The server must be 18 years of age or over and must live or work in the county where the mailing took place.


11 Deadline for service

Personal service or service by mail on the other party must be completed at least *9 court days* before the court hearing. If the court has ordered a shorter time to serve your responsive papers, be sure to have them served by the date specified in the court order.

12 Server must complete a *Proof of Service*

After personal service, the server should complete a form [FL-330](#), *Proof of Personal Service*. Form [FL-330-INFO](#), *Information Sheet for Proof of Personal Service*, has instructions to help the person complete the form.

After service by mail, the server should complete form [FL-335](#), *Proof of Service by Mail*. Form [FL-335-INFO](#), *Information Sheet for Proof of Service by Mail*, has instructions to help the person complete the form.

13 File the *Proof of Service* before your hearing date

The *Proof of Service* shows the judge that the person received a copy of your *Responsive Declaration to Request for Order*. Make three copies of the completed *Proof of Service*. Take the original and copies to the court clerk as soon as possible **before your hearing**.

The clerk will keep the original and give you back the copies stamped “Filed.” Bring a copy stamped “Filed” to your hearing. (If unstamped copies of your paperwork were served, you can file the completed *Proof of Service* when you file the original *Responsive Declaration*.)

14 Participate in child custody mediation or child custody recommending counseling

If the *Request for Order* includes a court order for you to attend mediation or child custody recommending counseling, the date, time, and location is found on page 1 of the *Request for Order*. For more information, read *Child Custody Information Sheet* (form [FL-313-INFO](#) or form [FL-314-INFO](#)).

15 Get ready for your hearing

- Take at least two copies of your documents and filed forms to the hearing. Include a filed *Proof of Service* form.
- Find more information about preparing for the hearing at the following web link: selfhelp.courts.ca.gov/tips-your-day-court.

16 Still have questions or need help?

- Contact the Family Law Facilitator or Self-Help Center for information, local rules, and referrals to local legal services providers. Go to selfhelp.courts.ca.gov/court-based-self-help-services.
- Talk to a lawyer if you want legal advice, someone to go to court with you, or other legal help. Find an attorney through your local bar association, the State Bar of California at www.calbar.ca.gov, or the Lawyer Referral Service at 1-866-442-2529.
- For free and low-cost legal help (if you qualify), go to www.lawhelpcalifornia.org.

1. ☐ **RESTRAINING ORDER INFORMATION**

a. ☐ No domestic violence restraining/protective orders are now in effect between the parties in this case.

b. ☐ I agree that one or more domestic violence restraining/protective orders are now in effect between the parties in this case.

2. ☐ **CHILD CUSTODY**

☐ **VISITATION (PARENTING TIME)**

a. ☐ I consent to the order requested for child custody (legal and physical custody).

b. ☐ I consent to the order requested for visitation (parenting time).

c. ☐ I do not consent to the order requested for ☐ child custody ☐ visitation (parenting time)
☐ but I consent to the following order:

3. ☐ **CHILD SUPPORT**

a. I have completed and filed a current *Income and Expense Declaration* ([form FL-150](#)) or, if eligible, a current *Financial Statement (Simplified)* (form FL-155) to support my responsive declaration.

b. ☐ I consent to the order requested.

c. ☐ I consent to guideline support.

d. ☐ I do not consent to the order requested ☐ but I consent to the following order:

4. ☐ **SPOUSAL OR DOMESTIC PARTNER SUPPORT**

a. I have completed and filed a current *Income and Expense Declaration* (form [FL-150](#)) to support my responsive declaration.

b. ☐ I consent to the order requested.

c. ☐ I do not consent to the order requested ☐ but I consent to the following order:

PETITIONER: RESPONDENT: OTHER PARENT/PARTY:	CASE NUMBER:
---	--------------

5. ☐ PROPERTY CONTROL
- a. ☐ I consent to the order requested.
- b. ☐ I do not consent to the order requested ☐ but I consent to the following order:
-
6. ☐ ATTORNEY'S FEES AND COSTS
- a. I have completed and filed a current *Income and Expense Declaration* (form [FL-150](#)) to support my responsive declaration.
- b. I have completed and filed with this form a *Supporting Declaration for Attorney's Fees and Costs Attachment* (form [FL-158](#)) or a declaration that addresses the factors covered in that form.
- c. ☐ I consent to the order requested.
- d. ☐ I do not consent to the order requested ☐ but I consent to the following order:
-
7. ☐ OTHER ORDERS REQUESTED
- a. ☐ I consent to the order requested.
- b. ☐ I do not consent to the order requested ☐ but I consent to the following order:
-
8. ☐ TIME FOR SERVICE / TIME UNTIL HEARING
- a. ☐ I consent to the order requested.
- b. ☐ I do not consent to the order requested ☐ but I consent to the following order:
-
9. ☐ FACTS TO SUPPORT my responsive declaration are listed below. The facts that I write and attach to this form cannot be longer than 10 pages, unless the court gives me permission. ☐ [Attachment 9.](#)

I declare under penalty of perjury under the laws of the State of California that the information provided in this form and all attachments is true and correct.

Date: _____

 (TYPE OR PRINT NAME)



 (SIGNATURE OF DECLARANT)